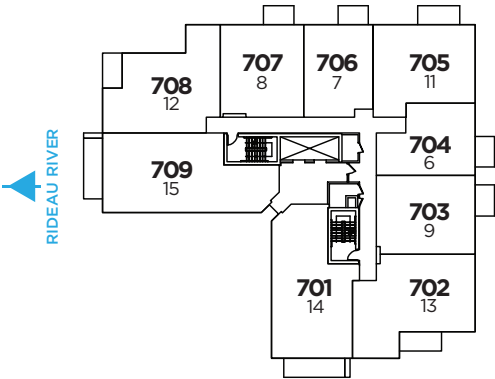
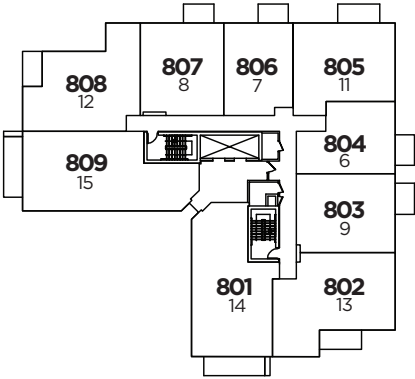


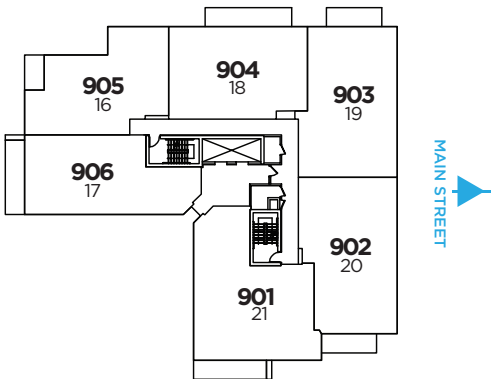
THE  
SPENCER  
AT GREYSTONE



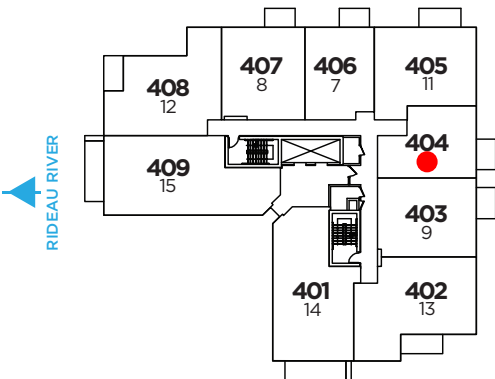
FLOOR 7



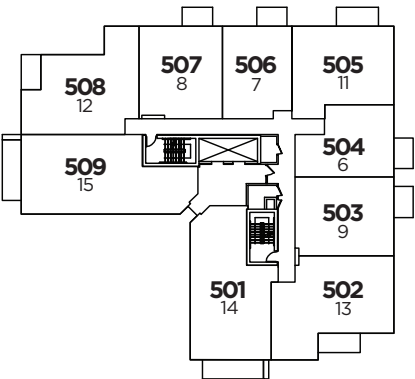
FLOOR 8



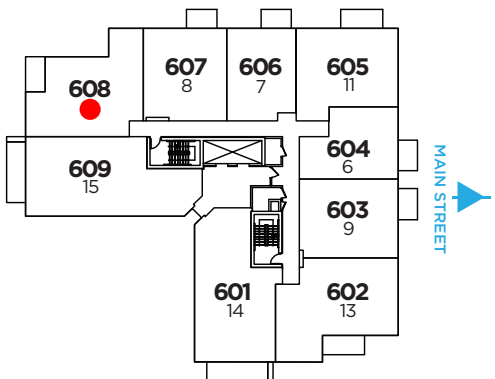
FLOOR 9/PENTHOUSE



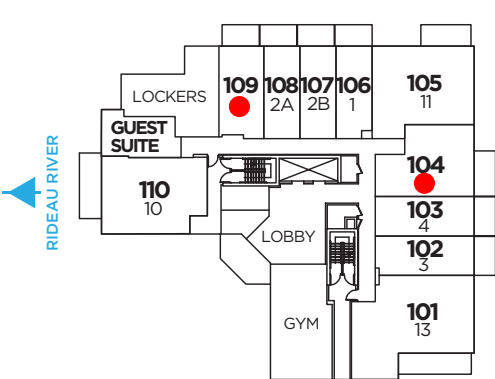
FLOOR 4



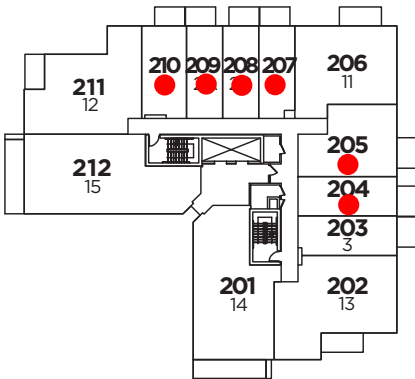
FLOOR 5



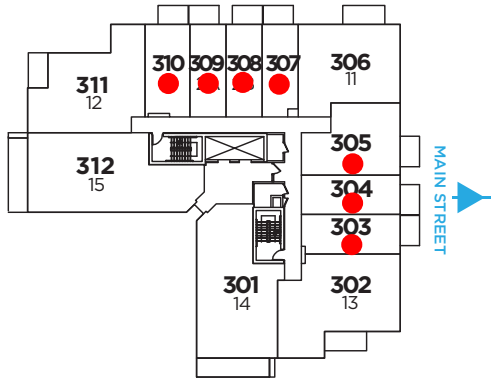
FLOOR 6



FLOOR 1



FLOOR 2



FLOOR 3

Actual usable floor space may vary from stated floor area. All dimensions are subject to normal construction variances. Sizes, pricing and specifications are subject to change without notice. Some features may vary by suite design. \*Parking not available. \*\*The outdoor living square footage varies from floor to floor, please see sales representative. \*\*\*Please see sales representative for detailed pricing sheet. E. & O.E. October 30, 2020

THE  
SPENCER  
AT GREYSTONE

MODEL	INDOOR SQ. FT.	OUTDOOR SQ. FT. **	FLOORS	PRICED FROM***
SMART BACHELOR				
1*	316	58-78	1-3	\$293,900
2A*	324	58-78	1-3	\$293,900
2B*	324	58-78	1-3	\$293,900
3*	375	58-82	1-3	\$299,900
4*	378	58-82	1-3	\$312,900
5*	395	58-78	1-3	\$314,900
ONE BEDROOM				
6*	608	58-95	1-8	\$519,900
7*	610	58	4-8	\$506,900
ONE BEDROOM +				
8*	743	58	4-8	\$609,900
9	753	58	4-8	\$614,900
10*	758	140	1	\$599,900
TWO BEDROOM				
11	824	78-104	1-8	\$672,900
12	920	65	2-8	\$753,900
TWO BEDROOM +				
13	984	81-148	1-8	\$758,900
14	1093	114	2-8	\$845,900
15	1204	114	2-8	\$907,900
PENTHOUSE 9 <sup>th</sup> FLOOR MODELS				
16	1154	65	9	\$1,321,900
17	1204	139	9	\$1,451,900
18	1225	162	9	\$1,381,900
19	1377	103	9	\$1,455,900
20	1391	103	9	\$1,555,900
21	1471	137	9	\$1,700,900

Sales Team Lead  
Tanya Wehbe  
[twehbe@eqhome.ca](mailto:twehbe@eqhome.ca)  
613.569.3043



Sales Consultant  
Lindsay Callihoo  
[llcallihoo@eqhomes.ca](mailto:llcallihoo@eqhomes.ca)  
613.569.3043



Actual usable floor space may vary from stated floor area. All dimensions are subject to normal construction variances. Sizes, pricing and specifications are subject to change without notice. Some features may vary by suite design. \*Parking not available. \*\*The outdoor living square footage varies from floor to floor, please see sales representative. \*\*\*Please see sales representative for detailed pricing sheet. E. & O.E. February 26, 2021

## ESTIMATED PROPERTY TAXES:

1.2%

## SUITE CONDO FEES:

\$0.67 PER SQ. FT.

Includes: Building insurance. Reserve fund contribution. Upkeep of common areas. Water, Heating / Air Conditioning of common areas. Snow removal and landscaping. Janitorial services. The fees do not include parking lot & storage locker monthly maintenance, individual unit electricity, water & and hydro consumption which will be sub-metered.

## PARKING:

Parking is available for \$45,000/Spot\*

Compact E.V. Parking is available for \$52,000/Spot\*

Standard E.V. Parking is available for \$55,000/Spot\*

\*Please note that there is no parking available for Models 1, 2, 3, 4, 5, 6, 7, 8 (Floor 2) & 10

## STORAGE LOCKER:

Standard Storage lockers are available for \*\*\$5,000/Locker

Standard storage lockers are located in the parking garage.

## PREMIUM STORAGE LOCKER:

Premium Storage lockers are available for \*\*\$12,500/Locker

Premium storage lockers are located on the first floor.

## DEPOSIT STRUCTURE:

15% Total Deposit as follows:

\$5,000 - At time of signing  
5% - (less initial deposit) 30 days following initial deposit date  
5% - 90 days following date of execution  
5% - 180 days following date of execution  
Balance payable on closing

All deposits to be made out "Nelligan O'Brien Payne LLP, in Trust"